



Applying to join a 2nd Club (Dual Membership)

Version 1.0 June 2021

SportLoMo Ltd.

Contents may not be reproduced without the express approval of

SportLoMo Ltd.,
Barcastle Business Park,
Castlebar,
Co Mayo,
Ireland.

+353 94 9026663
www.sportlomo.com
info@sportlomo.com

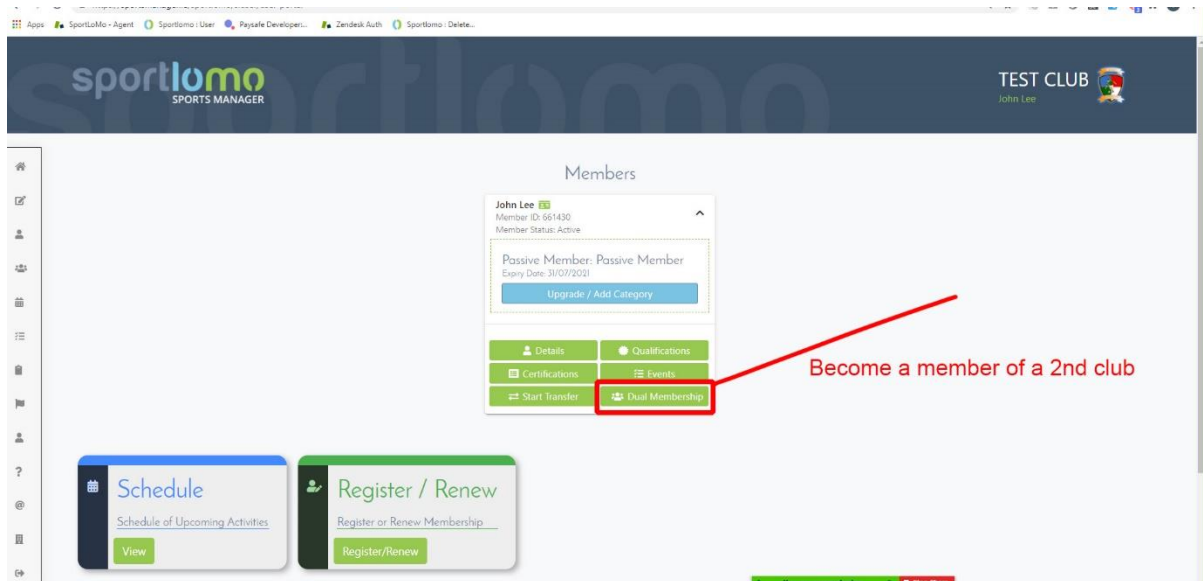


Dual Membership

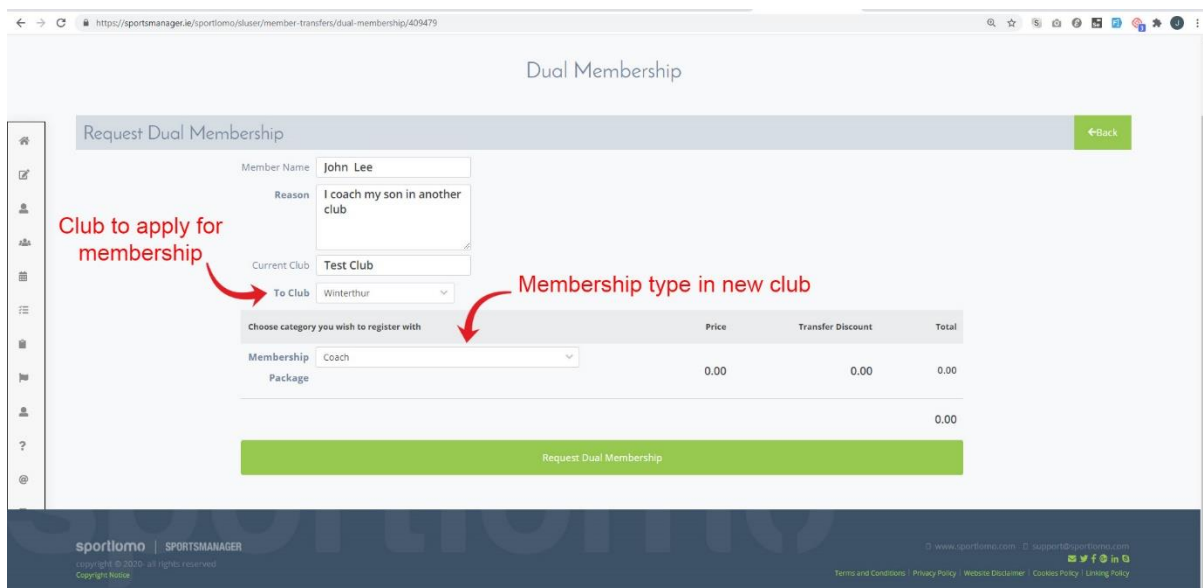
All members in Swiss rugby can apply to become a member of a second club, e.g. A player in one club can become a coach in another club.

Login here: <https://fsr.sportsmanager.ie/sportlomo/users/login>

Click on dual membership in your membership dashboard - note you must be an active member of a Swiss club to be able to view this button.

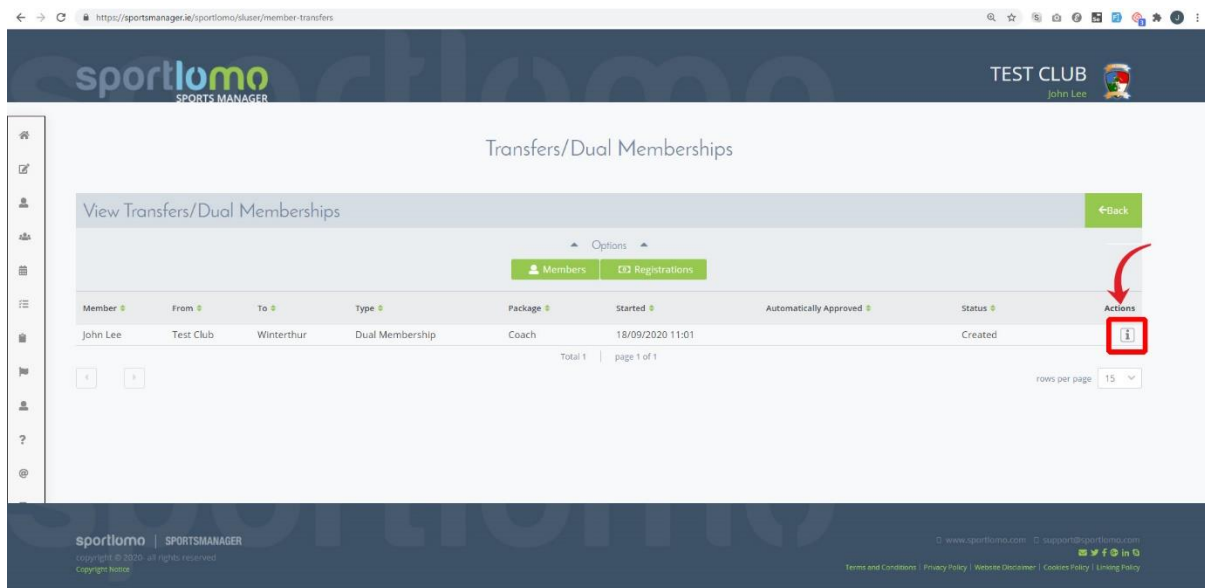


Make sure all details are filled out, make sure you have selected the correct club and member package within that club before clicking REQUEST DUAL MEMBERSHIP.

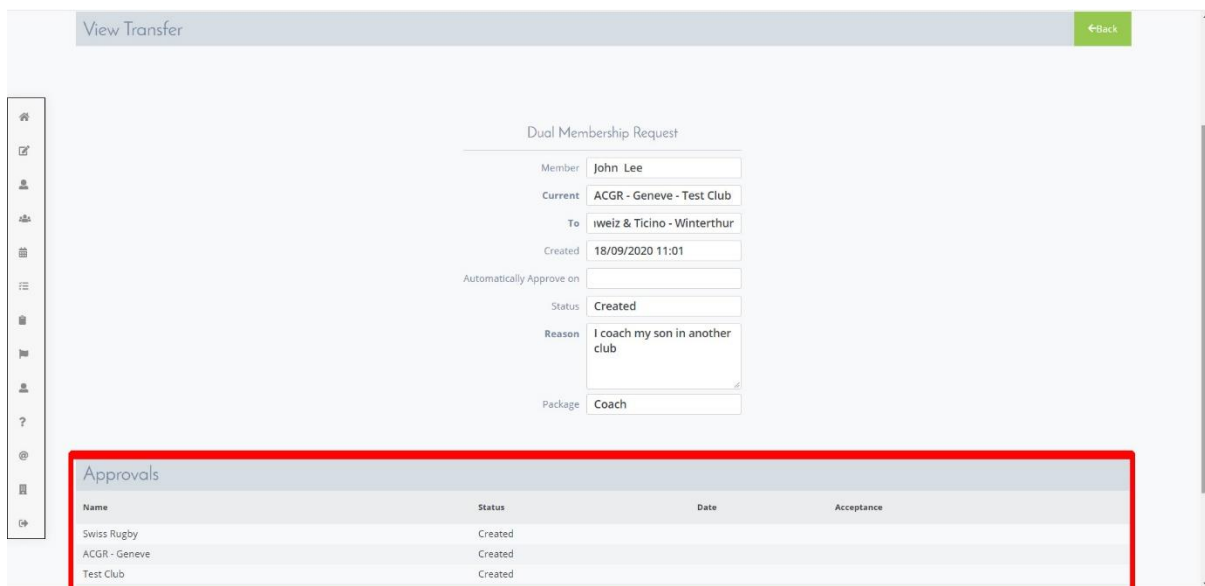


You will only need to pay the difference in the membership prices between the two clubs. For example, if neither club is using Sportlomo to process their club fees, the only fees are Swiss Rugby's, and they are the same for all clubs so the dual membership application will have no charge.

Once you select this you will be displayed a list of Dual Membership applications that you have requested. Click on the I information icon to view the details of each membership application.



The dual membership works like the transfer system, and you will need approval from your club, your region and Swiss rugby to become a member in this club. You can check progress by viewing the approval list at the bottom of the page.



Please note this is different from a transfer in that you will still remain as a member in both your old club and your new club. You will be able to switch between associations by selecting view association on your user menu.